

Series 500 Stationary



GUARANTEED FAST & EASY INSTALLATION
Pre-assembled sections with our unique lip-lock design allows for a virtually "tool-less" installation & removal. Sections interlock together across the full width of the frame for quick & easy connections (no bolting).

INTERIOR SUPREMACY
Double trussed "internal" telescoping leg stands are mounted under the frame for a strong and unobstructed dock. Diagonal braces in both directions are standard, giving the dock a firm stance.

ATTRACTIVELY ENGINEERED
The combination of our streamlined profile, custom internal adjustable legs and built in colored vinyl bumpers gives your dock a progressive styling that will only enhance your waterfront property.



DOUBLE TRUSSED LEG STANDS

STANDARD SIZES AND DECKING:
Width: 3ft, 4ft, 5ft, and 6ft
Length: 10ft
Decking options:
Vinyl, Cedar, or Treated Pine

(Fender System Standard on Series 500)

Series 400 Stationary



STANDARD SIZES AND DECKING:
Width: 3ft, or 4ft,
Length: 10ft
Decking options:
Vinyl, Aluminum or Treated Pine

(Continuous fender not available on Series 400)

Swim Rafts



For more than 25 years, Instant Marine has covered the waterfront from the Denver Zoo to Vermont and as far south as Antigua with world-class docks. The company known for its eye catching products in both residential and commercial applications, began in 1979 in Detroit, Michigan. Portable aluminum dock systems were designed by John L. Hambrick, the founder of Instant Marine. Mr. Hambrick honed his trade by designing custom aluminum extrusions for Kaiser Corporation, one of the world's largest aluminum producers. He is the original innovator of the continuous built-in vinyl bumpers, standard in all Series 500 Dock Systems.

During the past 27 years, it has been our passion to develop top quality dock systems that are easy to use while enhancing the appearance of your shoreline. Whether your site is more suited for portable stationary or floating systems, no one gives you a better selection of quality choices than Instant Marine. Four decking options (vinyl, aluminum, cedar or treated pine), four vinyl colors (white, beige, chocolate or grey) and four built-in bumper colors (white, beige, cobalt blue or hunter green).

We realize and appreciate the investment you have made in your lakeshore property, and we welcome the opportunity to assist you with the dock system that best suits your needs.



instant marine

2222 Hilton Road
Ferndale, MI 48220
Toll Free: 888-398-1476
Fax: 248-398-0568

www.instantmarinedocks.com

**instant
marine**



**Master Dock
Builders**



www.instantmarinedocks.com

Series 500 Floating

FILLED FLOATATION
Manufactured with a thick heavy duty polyethylene outer shell and 100% filled core for an unsinkable dock.



*Made in
Michigan
since 1977*



Accessories

Bench available in White or Green



Available in:
White or Green


Ladder angled for easier use.



SUPERIOR CONSTRUCTION
Our unique construction format employs a lap welded box frame with a corrosive resistant aluminum under structure and stainless steel hardware, which provides unparalleled strength and durability to meet your life-long performance expectations.

CONTINUOUS FENDER

An innovative built in flexible "Vinyl" rub rail protects your watercraft from costly damages. The aluminum track in which it is housed also allows you to attach dock sections and protective "vertical" bumpers anywhere along the dock. Available in 4 colors: WHITE, BEIGE, COBALT BLUE OR HUNTER GREEN.



Poly "Wood Grain" decking

ANCHORING DEVICES

Heavy gauge aluminum pole guides with "nylon" inserts allows for a quiet self adjusting floating dock system. Our chain pockets can be used for deeper applications.

STANDARD SIZES AND DECKING:

Width: 3ft, 4ft, 5ft, 6ft, or 8ft
Length: 10ft or 20ft
Height: 13in, 17in, or 20in
Decking options:
Vinyl, Cedar, or Treated Pine

(Fender System Standard on Series 500)



MULTIPLE CENTER STRINGERS

Full length under deck aluminum supports are standard and add strength and rigidity to your dock frame.

DESIGN FLEXIBILITY


Our system lets you create any configuration that best fits your personal needs and allows for future changes and add on ability.




2' x 2' Corner Gusset



Pole Guide



End Cap



Slide Bar



Hinge Set




Safety Caps



Angle Bracket



Standard Cleat



Retractable Cleat



Connector Bar



3' x 3' Vinyl Corner Gusset



Corner Pipe Stabilizer



Vertical Post Bumper



Corner Bumper